

## SCHEDULE OF EVENTS – JUNE 10-12, 2017

### THURSDAY JUNE 8, 2017

Registration Preparation – DRT Crew – Grand Imperial Hotel

### FRIDAY JUNE 9, 2017

Rider Check Starts – Grand Imperial Hotel 4:00PM – 9:00PM  
 Pasta Dinner – Grand Imperial Hotel – Ticket Required - \$20.95 6:00PM – 8:00PM  
 Happy Hour put on by BlueBarry Cycling, Team Weird, Athletic Event Supply 6:00PM – 8:00PM

Tickets for the Pasta Dinner must be purchased in advance at the IMATHLETE store prior to the event by June 1, 2017. Some limited tickets may be available at rider check in for \$20.95

### SATURDAY JUNE 10, 2017

Rider Check-In Continues GI Hotel 6:00 AM – 7:15AM  
*All Riders must be checked in by 7:15AM*

Breakfast – Grand Imperial Hotel 6:00AM – 7:15AM

Tickets for the breakfast must be purchased in advance at the IMATHLETE store prior to the event by June 1, 2017. Some limited tickets may be available at rider check in for \$15.95.

Luggage loaded for Telluride

Be sure your bags are tagged with your name tag & hotel tag. You will receive both in your SWAG Bags. You are allowed 2 Bags for transport. Maximum weight per bag – 50lbs. You may put a small tote bag in the SAG vehicles, however, there is NO GUARANTEE the SAG will be there when you need your bag. It is recommended you ride prepared with what you need for the day.

**MANDATORY Group Meeting on the side of the Grand Imperial by the tents. 7:30 – 8:00AM**

**Why We Ride** ..... Barry Sopinsky, DEATH RIDE Tour

**Angel of Life Recognition** ..... Barry Sopinsky, DEATH RIDE Tour

**Logistics Review & Safety** ..... Nick Wilson, Hermosa Tours

**Medical Review** ..... Emily Rolando – Event Medical Solutions

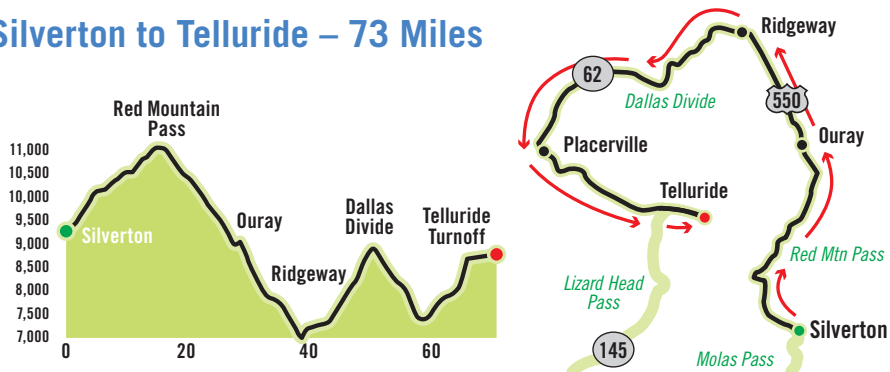
**Medical Review** ..... Gisele Hall – Riding Medic

**Ride Ambassadors** ..... Jeff Krause – PRIMAL Team



## DAY ONE – JUNE 10, 2017

### Silverton to Telluride – 73 Miles



#### START OF DAY ONE.

**BE SURE TO HAVE YOUR BIKE TAG ATTACHED TO THE FRONT OF YOUR BIKE WITH THE SUPPLIED ZIP TIES. THIS IS NOT OPTIONAL. YOU WILL ALSO RECEIVE A BIKE HELMET COVER THAT WILL NEED TO BE WORN. NOT AN OPTION. FINALLY, YOU'LL RECEIVE A RIDE TO DEFEAT ALS WRIST BAND THAT WILL NEED TO BE WORN.**

Bike Mechanics will be at the DEATH RIDE Tour Tents in the morning from 6:00-7:30AM to check your bike.

We will start the tour at 8:00AM from the DEATH RIDE Tour tents on the side of the Grand Imperial. I realize that some riders are slower than others, however, it is important that we do a group start in leaving in waves of 50. THE FIRST GROUP WILL BE LEAD BY MICHAEL CIMBURA ON THE BOOTLEGGERS BIKE WITH ALL RIDERS WHO ARE PART OF HIS TEAM. ALONG WITH MIKE'S TEAM WILL BE EVERYONE RIDING IN HONOR OF IN MEMORY OF SOMEONE WITH ALS.

After that first wave, all bike tags 1-50 will go at 8:05AM, then 51-100 at 8:10AM, then 101-150 at 8:15AM, then 151 -200 at 8:20AM – ending with 201 and up at 8:25AM.

#### IMPORTANT TURNS TO WATCH FOR:

1. In Ridgeway at the light - turn left on to Hwy 62 toward Telluride.
2. In Placerville after your descent down Dallas Divide turn left on to Hwy 145 toward Telluride.

#### AID STATIONS:

**Mile 10 – Red Mountain Pass      Mile 42 – Dallas Divide      Mile 68 – Interpretive Pull Off**

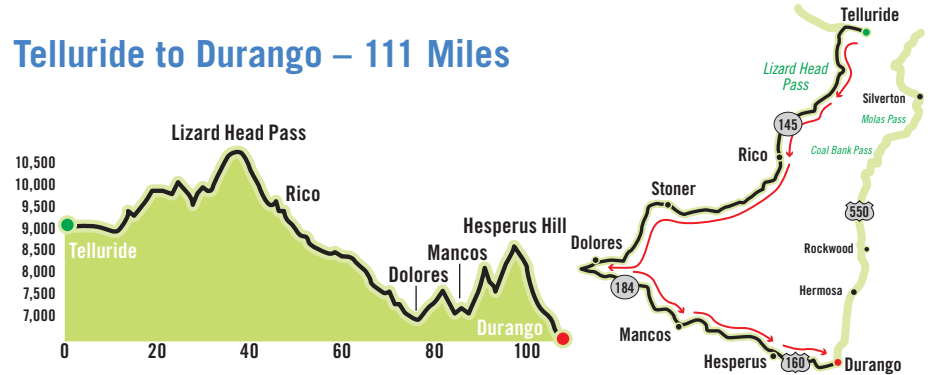
#### ARRIVAL IN TELLURIDE

Luggage Truck arrives at the Hotel Telluride 2:00PM  
 Luggage Truck Arrive at Mountainside 2:30PM  
 Bike Service at Mountainside Inn Only 4:00PM – 6:00PM  
 Group Dinner in Telluride at Rustico Ristorante 7:00PM

This is a very nice event and I suggest that you make sure to attend. It is optional. You'll be required to purchase a \$45 dinner ticket in advance by June 1, 2017. This can be done at the IMATHLETE Store.

## DAY TWO – JUNE 11, 2017

### Telluride to Durango – 111 Miles



#### START OF DAY TWO

This is a very important day. The DEATH RIDE Challenge One Day Participants will be leaving Durango at 3:00AM to ride the complete loop in one day. They have a 17-hour time limit to complete the loop back to Durango. There is a chance some of you may see them.

THERE ARE THREE TURNS TO WATCH FOR ON DAY TWO. Coming out of Telluride – go around the round about and keep left to Highway 145 toward Rico & Dolores. After leaving Dolores at the top of the hill you'll have a left turn towards Mancos Highway 184. Lastly when leaving Mancos turn left to Highway 160 towards Durango.

Bike Check – Beeline & Adventure at the Mountainside Inn 5:30am – 7:15AM  
 Luggage Truck Loaded at Mountainside 5:30 – 7:15AM  
 Luggage Truck Loaded at Hotel Telluride 7:30 – 8:00AM

Start – this will NOT be a group start. Since it is a 111 mile day you are welcome to start early.

First Aid Stations at Lizard Head Pass will be open by 7:30AM

#### AID STATIONS:

**Mile 14.8 – Lizard Head Pass      Mile 64 – Town Hall/Railroad Museum – Dolores**  
**Mile 49 – Stoner Creek      Mile 93 – Escalante Interpretive Pull Off**

#### ARRIVAL IN DURANGO

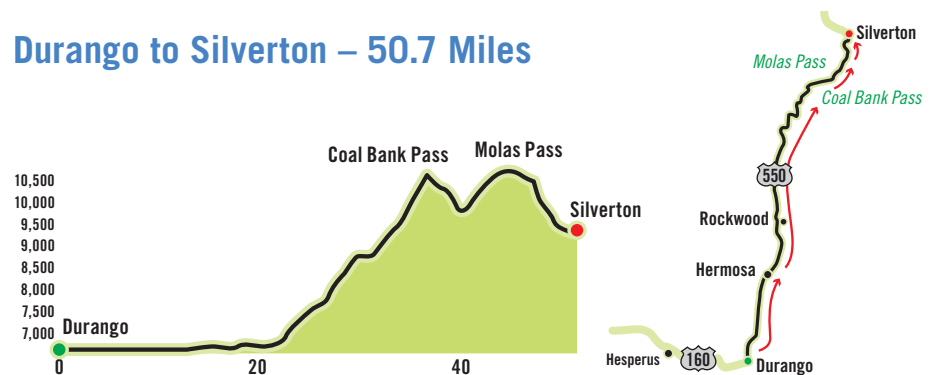
Luggage truck will drop luggage at the Strater Hotel 3:00 PM  
 Luggage Truck will drop luggage at the Holiday Inn & Suites 3:30 PM  
 Bike Service at the Strater Hotel – Bee Line 4:00 PM – 6:00PM  
 Bike Service at the Holiday Inn – Adventure 4:00PM – 6:00PM  
 Group Dinner Strater Hotel 7:00PM –

\*\*I highly suggest you attend this dinner celebration. We will be joined with the One Day Challenge Riders along with some special ALS guest speakers. Dinner is \$45 and tickets need to be purchased in advance by June 1, 2017

**\*NOTE: BIKE STORAGE IS AVAILABLE AT THE STRATER HOTEL IN THEIR BARN FOR A CHARGE OF \$5.00 PER BIKE.**

## DAY THREE – JUNE 12, 2017

### Durango to Silverton – 50.7 Miles



#### START OF DAY THREE

There will be a group start & picture on the side of the Strater Hotel when the train goes by. We will meet there at 7:30 AM. The train goes by at 8:00 AM and after the picture – the group will leave taking W. 7th St to 3rd Ave – turn left. 3rd Ave to CO 240 (Florida St) turn right. North on CO 240 to CO 250 turn left. Stay on CO 250 to Baker's Bridge. This will be the first Aid Station & picture spot. After the picture spot we will head up the hill to Hwy 550.

BIKE CHECK – Bee Line & Adventure -Strater Hotel – Big Barn 6:00 AM – 7:45 AM  
 Luggage Truck Loaded at Holiday Inn & Suites 5:30 AM – 6:15 AM  
 Luggage Truck Loaded at Strater Hotel 6:30 AM – 7:45 AM  
 Group Review alongside Strater Hotel 7:30 AM – 7:45 AM  
 Group Leaves Strater after train goes by & picture taken 8:00 AM

#### AID STATIONS:

**Mile 16 – Baker's Bridge – group picture spot      Mile 38.1 - Coal Bank Pass**  
**Mile 27.7 – Old Schoolhouse/Needles Store/ Creekside Ski & Bike      Mile 45.2 -Molas Pass**

#### SILVERTON FINISH & RIDER CHECK-IN

Rider check in and the DEATH RIDE Tour finisher medals will be handed out at the DEATH RIDE Tour Tents at the finish – Greene Street & 12th by the Entertainment District.

A Celebration Barbecue will take place at the finish, hosted by the Grand Imperial Hotel & Golden Block Brewery. This will start at 12:00PM. ALL PARTICIPANTS MUST CHECK IN TO RECEIVE THEIR FINISHER MEDAL & WRIST BAND. IF YOU ARE DRINKING ALCOHOL YOU MUST STAY WITH THE ENTERTAINMENT DISTRICT BARRIERS – THIS IS MANDATORY!

The Rider Appreciation barbecue will take place at the DEATH RIDE Tour Tents at the finish at Greene St & 12th in the Entertainment District.

Thanks to the Grand Imperial Hotel, Golden Block Brewery and the town of Silverton for hosting the DEATH RIDE Tour and the rider appreciation barbecue.

Rider Check-In & Finisher Medal Presentation 12:00 PM – 5:00 PM  
 Participant Appreciation Barbecue 12:00 PM – 5:00 PM